

The number of persons who arrived and left the Republic of Uzbekistan in January-March 2019



1646,8 thousand people *

The number of foreign citizens arriving in the Republic of Uzbekistan
Compared with January-March 2018 increased by 1.5 times

2864.2 thousand people *

The number of citizens of the Republic of Uzbekistan left abroad
In comparison with January-March 2018 decreased to 0.9 times



** in the total number of persons who have left the Republic and entered it, one person can be counted several times, and this is considered as a separate case.*

The number of persons entering and leaving from the Republic of Uzbekistan in January-March 2019

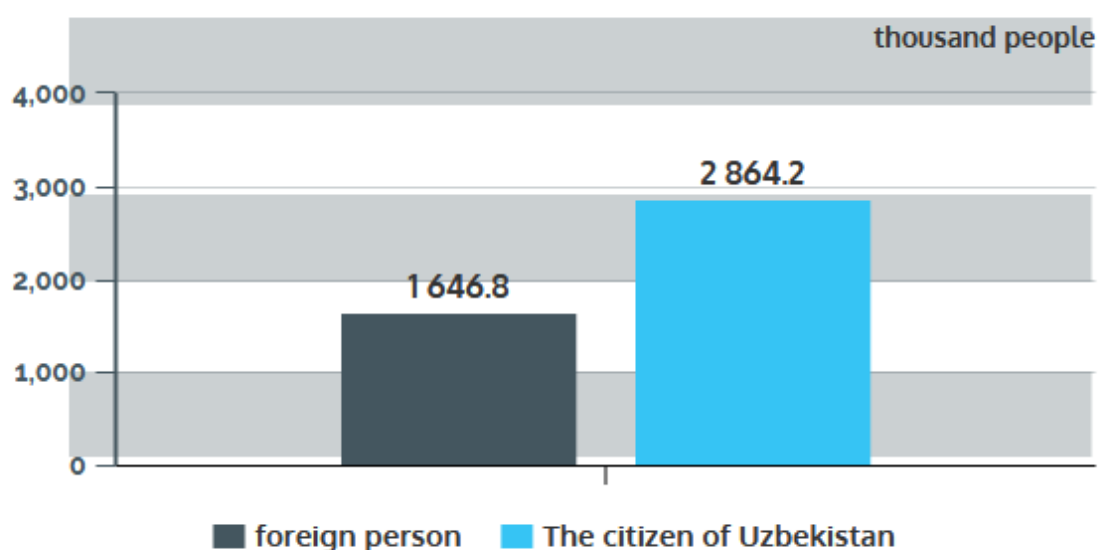
Foreign persons in comparison from January-March 2018

↑ **48,1%**

1,4%



The citizens of Uzbekistan in comparison from January-March 2018



The dynamics of the number of foreign citizens who visited Republic of Uzbekistan and citizens of Uzbekistan who have left abroad January-March 2019

Judging by the dynamics of the number of foreign citizens in Uzbekistan, there was a significant influx for the period from January - March 2018 in January - March 2019 – growth amounted to 535.2 thousand people (the number increased in 1.5 times).

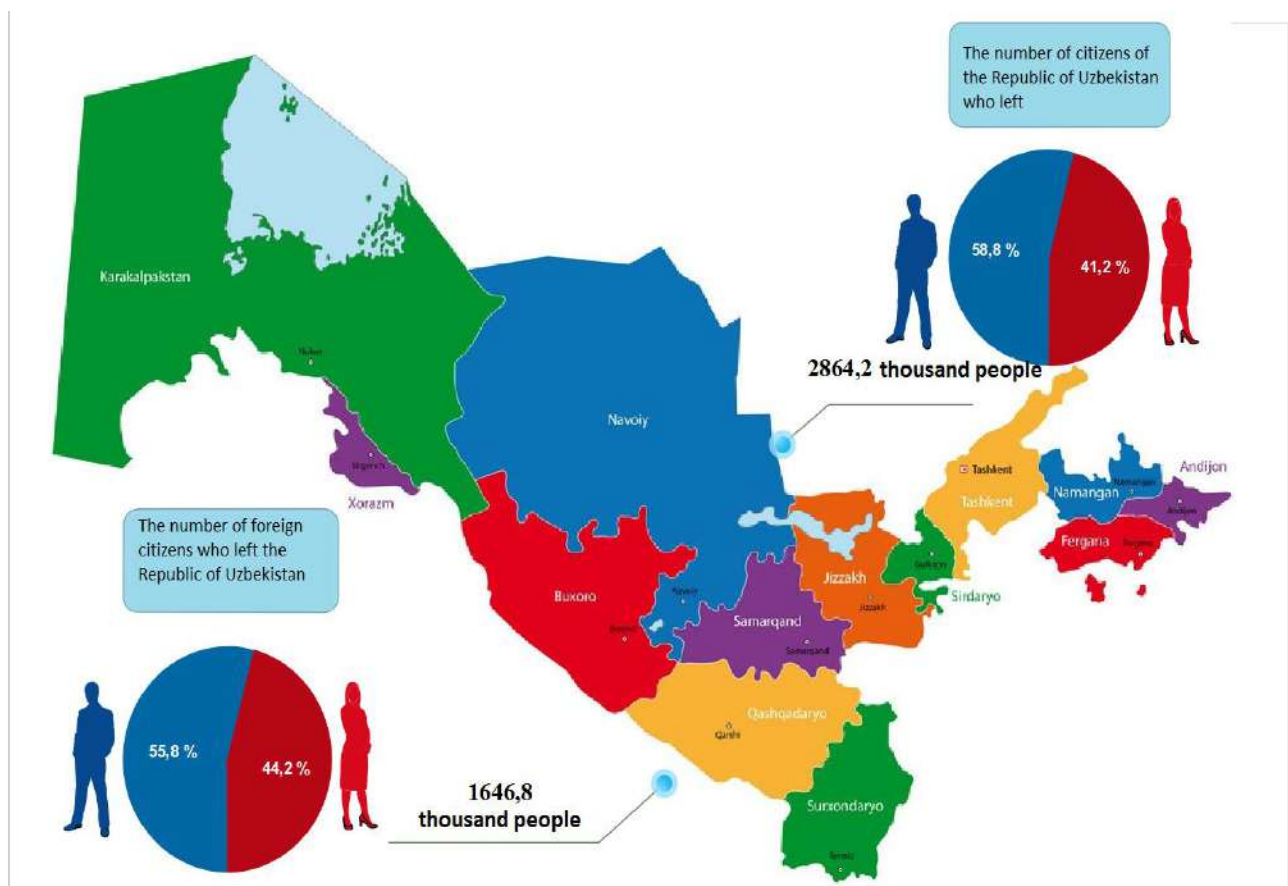
Meanwhile, the flow of citizens of Uzbekistan abroad decreased from 2904 thousand people in January-March 2018 to 2864.2 thousand people for the corresponding period of 2019.



In January-March 2019, the following trend was observed in the country: the majority of the foreign arrivals were men, 55.8 per cent. % (919.4 thousand people), women accounted for 44.2 % (727.4 thousand people).

Along with this, men (citizens of the Republic of Uzbekistan) who left outside the country, amounted to 60.1 % (1722.5 thousand people), women – 39.9 % (1141.8 thousand people).

The number of foreign citizens arriving in the Republic of Uzbekistan and of citizens leaving the Republic of Uzbekistan on the basis of sex




The number of foreign citizens crossing the border of the Republic of Uzbekistan of the CIS countries in January-March 2019



The largest flow of foreign citizens in our Republic was noted from the following neighboring countries: Kazakhstan – 554,0 thousand persons (33.6 % of all arrivals), Tajikistan – 478.8 (29.1 %), Kyrgyzstan – 301.6 (18.3 %), Russia – 102.0 (6.2 %), Turkmenistan – 101.5 (6.2 %), Belarus – 3.9 (0.2 %) and Azerbaijan – 3.1 (0.2 %).



Foreign nationals who have entered from neighboring countries January-March 2019



Kazakhstan

554,0 thousand people 33,6 %



Tajikistan

478.8 thousand people 29.1 %



Kyrgyzstan

301,6 thousand people 18,3 %



Russian Federation

102,0 thousand people 6,2 %



Turkmenistan

101.5 thousand people 6.2 %



Belarus

3.9 thousand people 0.2 %



Ukraine

3.6 thousand people 0.2 %



Azerbaijan

3.1 thousand people 0.2 %



The number of foreign citizens crossing the border of the Republic of Uzbekistan from foreign countries in January-March 2019

From abroad, the largest flow was observed from Turkey – 22.4 thousand people (1.4 %), China – 11.0 (0.7 %), South Korea – 8.0 (0.5 %), India – 5.4 (0.3 %), Iran – 2.4 (0.1 %), Germany – 2.4 (0.1 %), Japan – 2.1 (0.1 %), Italy, Israel and Pakistan – 1.4, 1.1 and 1.0 thousand people respectively (less than 0.1 %).

From distant foreign countries in January-March 2019 Foreign citizens arriving in Uzbekistan, %



Turkey 1,4%



India 0,3%



China 0,7%



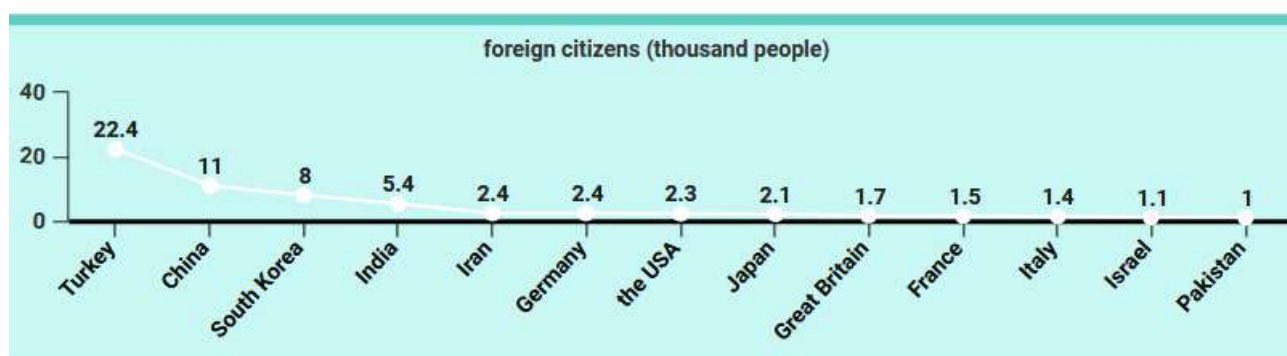
Japan 0,1%



South Korea 0,5%

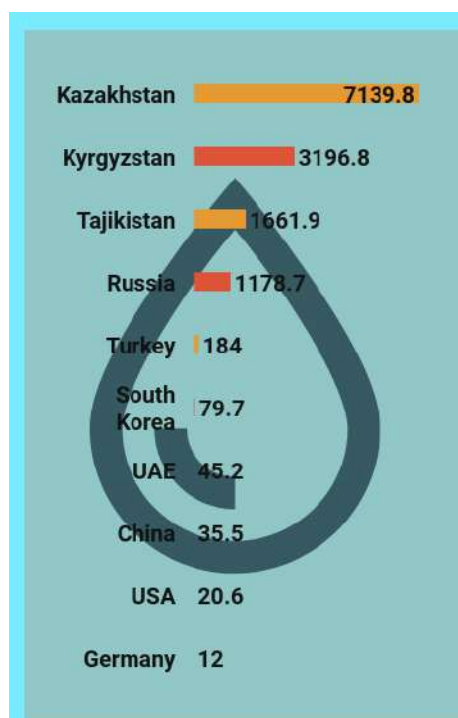


France 0,1%



The number of citizens of the Republic of Uzbekistan who left to neighboring countries in January-March 2019

The main part of the citizens of the Republic of Uzbekistan, who left for neighboring countries (44.1 %), accounted for the outflow to Kazakhstan (1262.9 thousand people) and further to Kyrgyzstan – 25.4 % (728.8 thousand people). 375.7 thousand people (13.1%) left for Russia. 24.5 thousand people (0.9%) left for Turkmenistan and Belarus and Azerbaijan - 3.6 and 2.2 thousand people respectively.



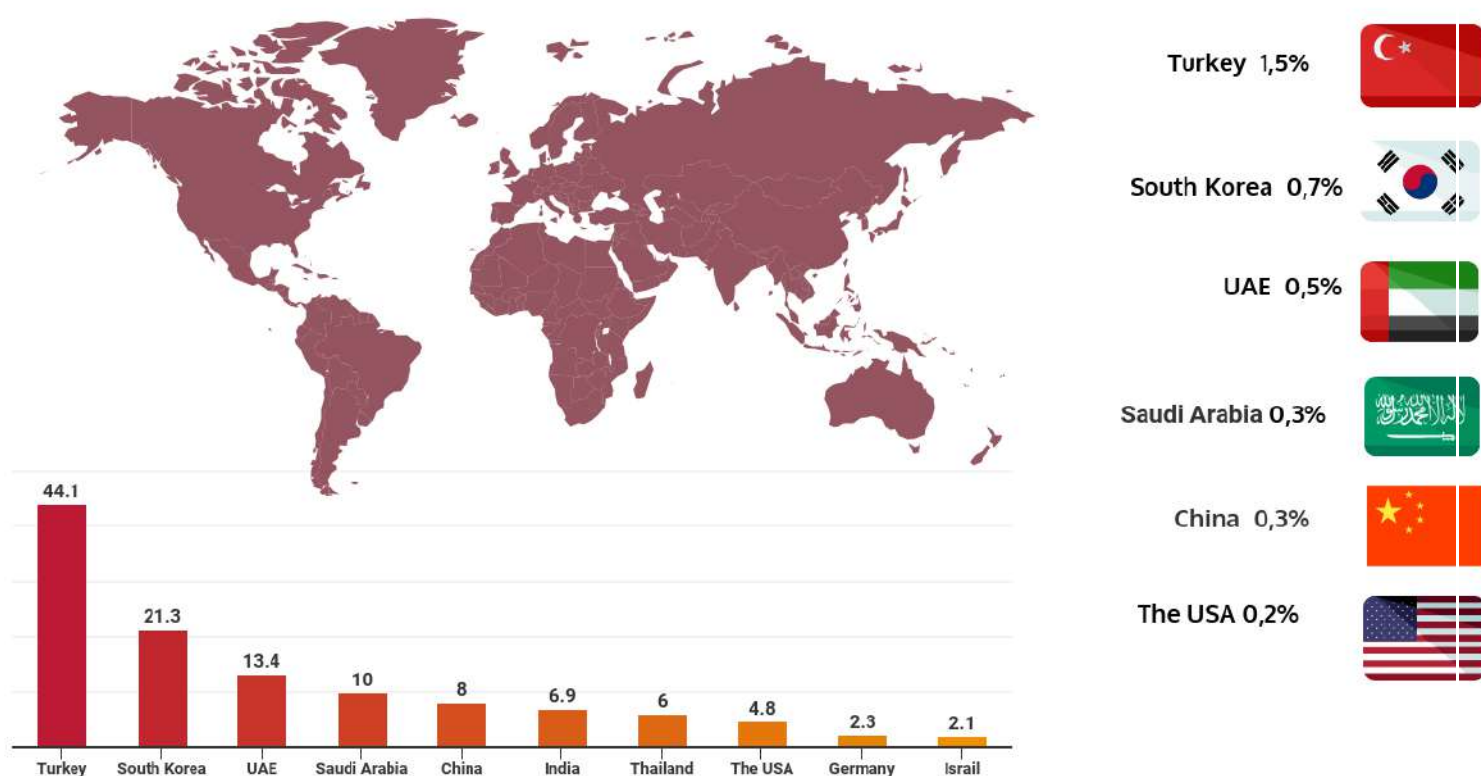
The left citizens of Uzbekistan to the CIS countries and abroad (thousand people)



The number of citizens of the Republic of Uzbekistan who left to foreign countries in January-March 2019

The largest outflow to foreign countries was, in particular, noted in Turkey (44.1 thousand people), South Korea (21.3 thousand people), United Arab Emirates (13.4 thousand people), Saudi Arabia (10.0 thousand people), China, India and the United States (Of 8.0, 6.9, and 4.8 thousand people, respectively).

The Republic of Uzbekistan, which has long gone to foreign countries citizens (thousand people)

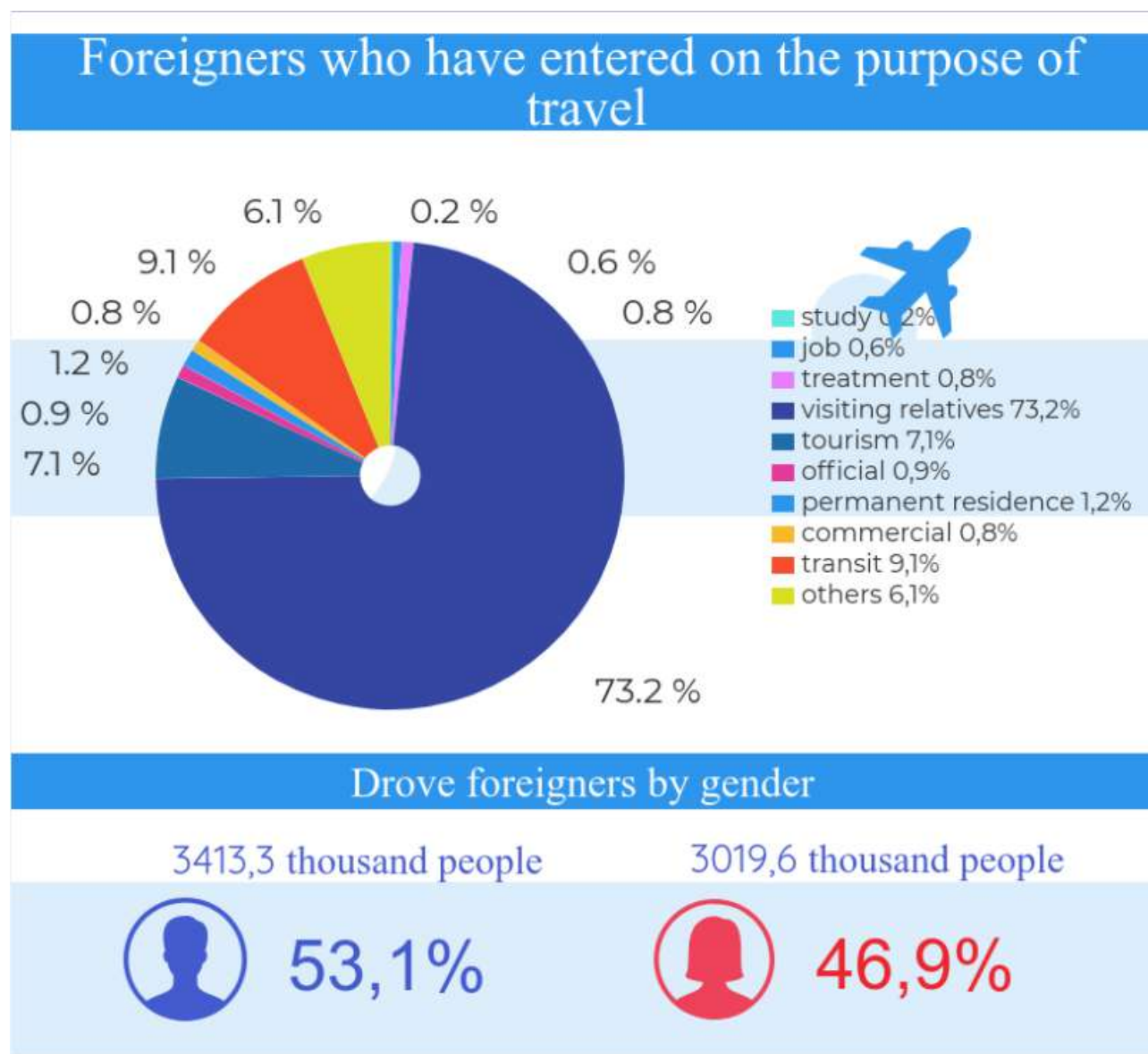


The distribution of foreign citizens arriving in the Republic of Uzbekistan for the purposes of travel in January - March 2019

The purpose of a significant number of foreign nationals who have entered in Uzbekistan - a visit to relatives (72.2 %). The lowest proportion of foreign citizens entering the country is in



tourist purposes – 8,6 %, treatment – 1,0 %, permanent residence – 0,8 %, official and work – 0,8 %, commercial and study – 0,6 % and others – 6,4 %. Men accounted for 55.8 % of all foreign visitors and women 44.2%.

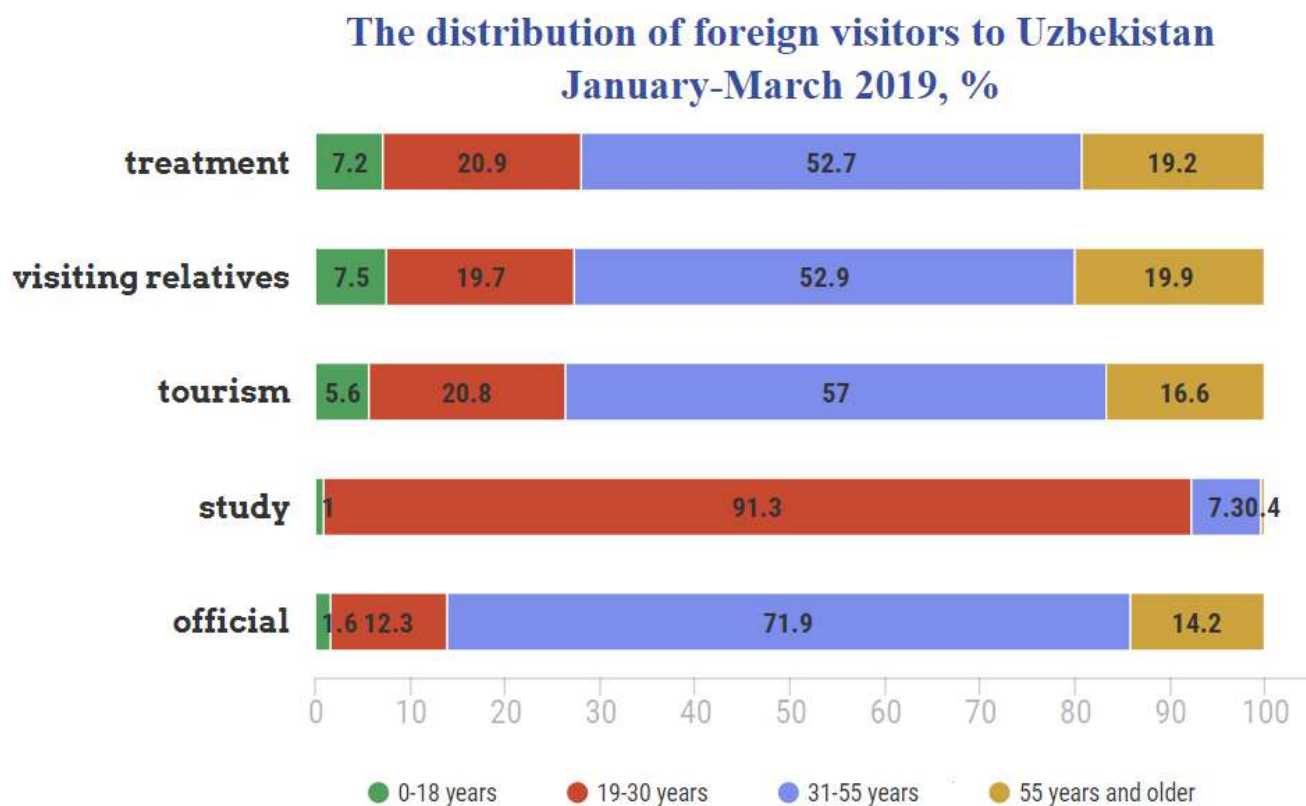


The distribution of foreign arrivals in January - March 2019 in the Republic of Uzbekistan by age

Based on the analysis of the distribution of foreign visitors in the Republic of Uzbekistan in January - March 2019 by age, the majority of them were persons aged 31-55 years (54.3 %), 19-30 years – 21.6 %, 55 years and older – 17.4 %.

For recreational purposes, 52.7 % of foreigners aged 31-55 years, 20.9% – aged 19-30 years, 19.2 % – aged 56 years and older. Relatives visited 52.9 % of foreign persons aged 31-55

years, 19.7 % – aged 19-30 years, 19.9 % – aged 56 years and older. For tourism purposes, 57.0 % of foreigners aged 31-55 years, 20.8% – aged 19-30 years, 16.6 % – aged 56 years and older.

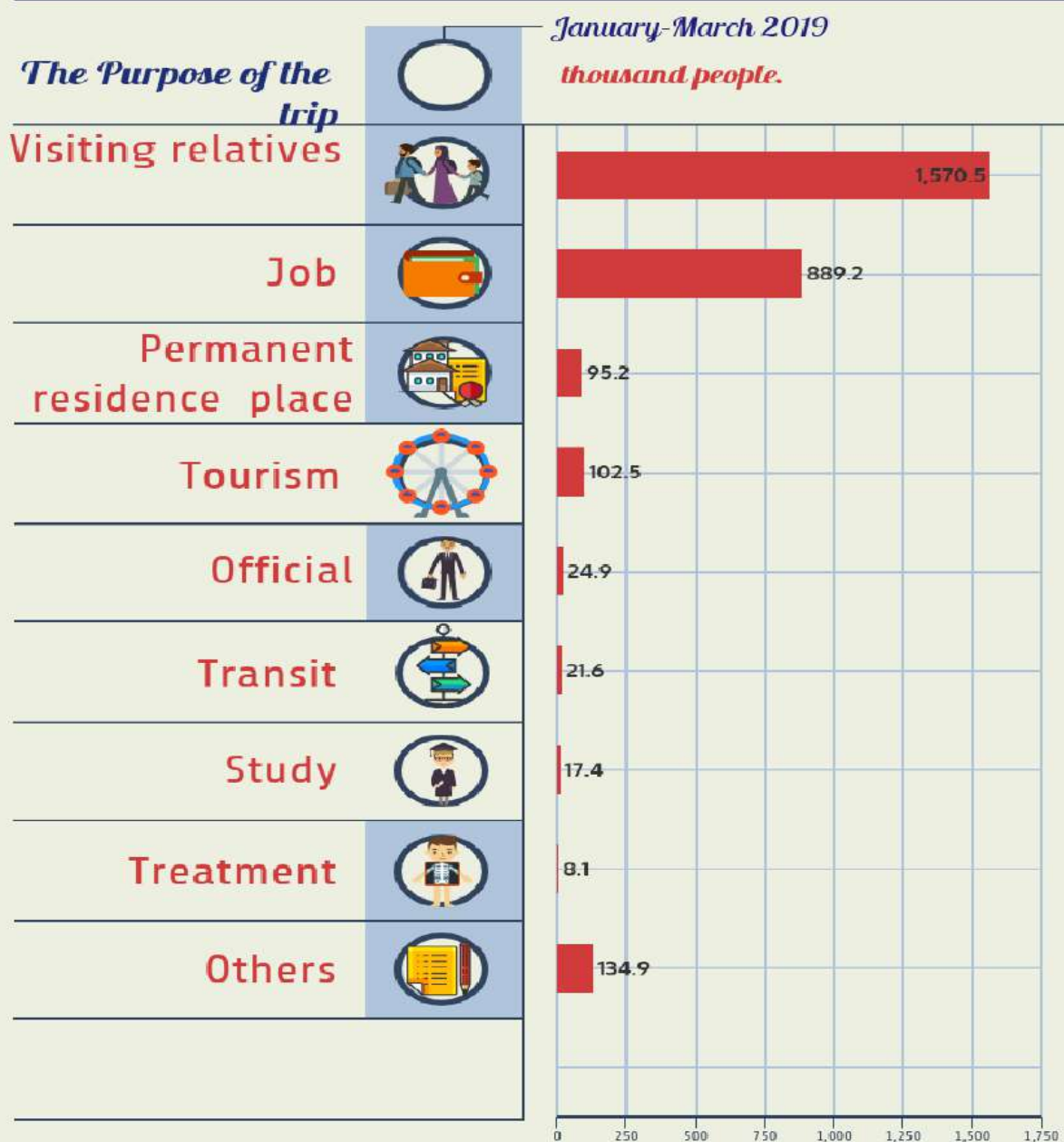


**The distribution of citizens of the Republic of Uzbekistan who left
by purposes of travel in January – March 2019**

The largest number of citizens of Uzbekistan, who left its borders, aims to visit relatives – 54.8 %, work – 31.0 %, the lowest – the other 4.7 %, permanent residence – 3.3 %, tourist – 3.6 %, service and transit – by 0.9 %, study – 0.6 % and treatment – 0.3 %.



The number of citizens of the Republic of Uzbekistan



The distribution of citizens of the Republic of Uzbekistan who left in January – March 2019 by age



Based on the analysis of data on the distribution of citizens of the Republic of Uzbekistan who left January - March 2019 by age, it can be concluded that the main share of those who left were persons aged 31-55 years – 53.3 %, 19-30 years – 31.2 %, 56 years and older – 11.3 %.

For tourist purposes, 54.8 % of citizens aged 31-55 years, 19.9 % – 19-30 years, 17.6 % – 56 years and older. Went to study 85.9 % of those aged 19-30 years, 6.9 % – under the age of 18 years. 70.3 per cent of persons aged 31-55 years and 19.0 % of those aged 19-30 years left the country for official purposes.

The distribution of citizens of the Republic of Uzbekistan who left in January – March 2019 by age, %

